



شركة الوثبة الوطنية للتأمين - ش.م.ع.
AL WATHBA NATIONAL INSURANCE CO. P.J.S.C.

Guidelines to Remote E-Voting and Participation in the AGM Online

Email: alwathba@awnic.com
Website: www.awnic.com



رأس المال المدفوع والمصرح به (207) مليون درهم شركة خاضعة لأحكام القانون الإتحادي رقم (6) لسنة 2007 في شأن إنشاء هيئة التأمين وتنظيم أعماله ومقيدة بسجل شركات التأمين الرقم (10)

Abu Dhabi	Tel: +24185300	Fax: +2 26776628	P.O.: 45154	ص.ب 45154	+2 26776628	فاكس:	+24185300	هاتف	أبوظبي
Dubai & N. Emirates	Tel: +971 4 2522110	Fax: +971 4 2522113	P.O. Box: 6807	ص.ب 6807	+971 4 2522113	فاكس:	+971 4 2522110	هاتف	دبي والإمارات الشمالية
Al Ain	Tel: +971 3 7640888	Fax: +971 3 7640880	P.O. Box: 15883	ص.ب 15883	+971 3 7640880	فاكس:	+971 3 7640888	هاتف	العين



شركة الوثبة الوطنية للتأمين .ش.م.ع.
AL WATHBA NATIONAL INSURANCE CO. P.J.S.C.

Contents

First: Guidelines for Remote E-Voting for Individual Investors	3
STEP 1:	3
STEP 2:	3
STEP 3:	3
STEP 4:	4
STEP 5:	4
STEP 6:	4
STEP 7:	5
STEP 8:	6
STEP 9:	6
Second: Guidance to Remote E-Voting for non-individual investors	7
STEP 1:	7
STEP 2:	7
STEP 3:	8
STEP 4:	8
STEP 5:	8
Third: Guidance for participation in the AGM online and knowing the voting results.	9
STEP 1:	9



شركة الوثبة الوطنية للتأمين - ش.م.ع.
AL WATHBA NATIONAL INSURANCE CO. P.J.S.C.

First: Guidelines for Remote E-Voting for Individual Investors

The E-voting service will be available to the individual shareholders (Emirates ID card holders) through SAHMI application starting from 18:00 pm on 22/04/2021 until one hour before starting of the meeting.

STEP 1: Download the SAHMI APP



ANDROID: <https://play.google.com/store/apps/details?id=ae.adx.SAHMI&hl=en>

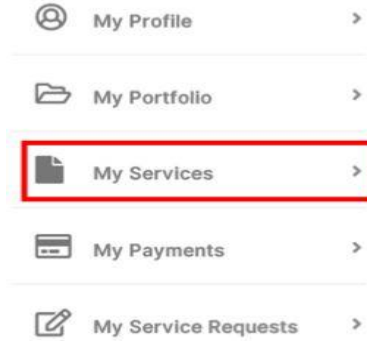
APPLE: <https://apps.apple.com/ae/app/sahmi/id1448477360>

STEP 2: Enter the username and password for the Smart Pass account or UAE Pass. (Please register if not yet registered).

STEP 3: After successfully linking between smart Pass or UAE Pass and the investor number, you will be redirected to SAHMI main page, kindly choose “My Services” from the menu.



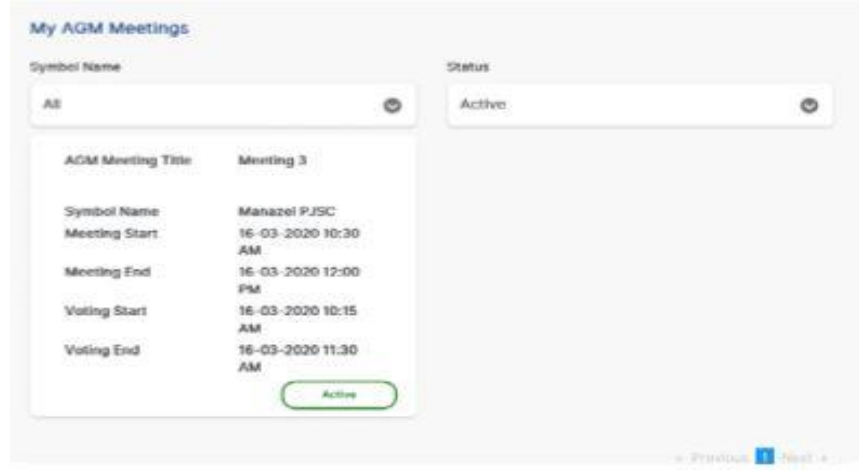
شركة الوثبة الوطنية للتأمين ش.م.ع.
AL WATHBA NATIONAL INSURANCE CO. P.J.S.C.



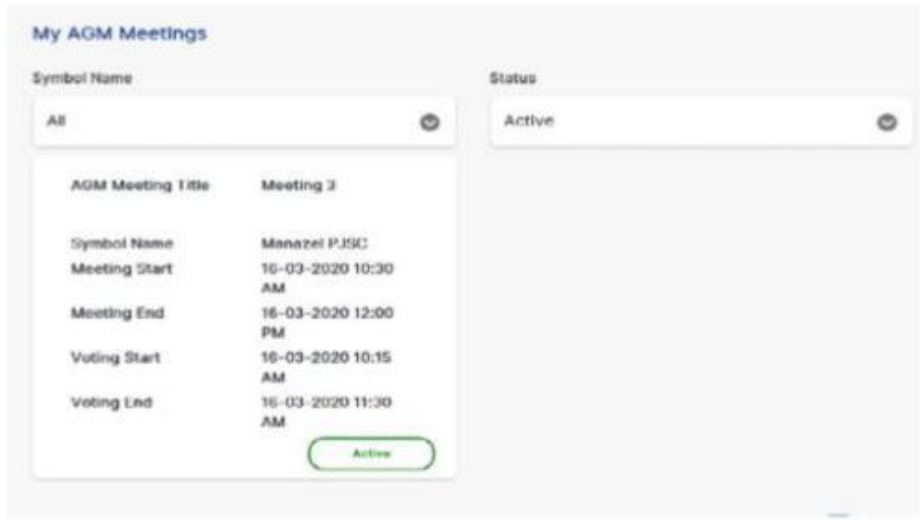
STEP 4: Select Annual General Meeting from the services list.



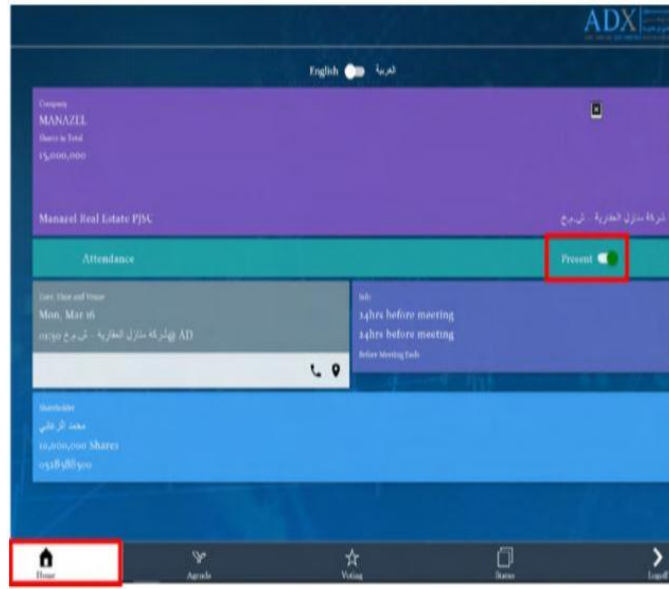
STEP 5: All available AGMs for the investor can be viewed here, kindly click on the meeting that you would like to participate in.



STEP 6: After clicking on the selected meeting, you can view all information about that meeting.



STEP 7: You will be redirected to the remote E-voting page. Accessing the page will mark you as “present” automatically, meaning that you are participating in the meeting and counted in the quorum, this status can be adjusted as you see fit

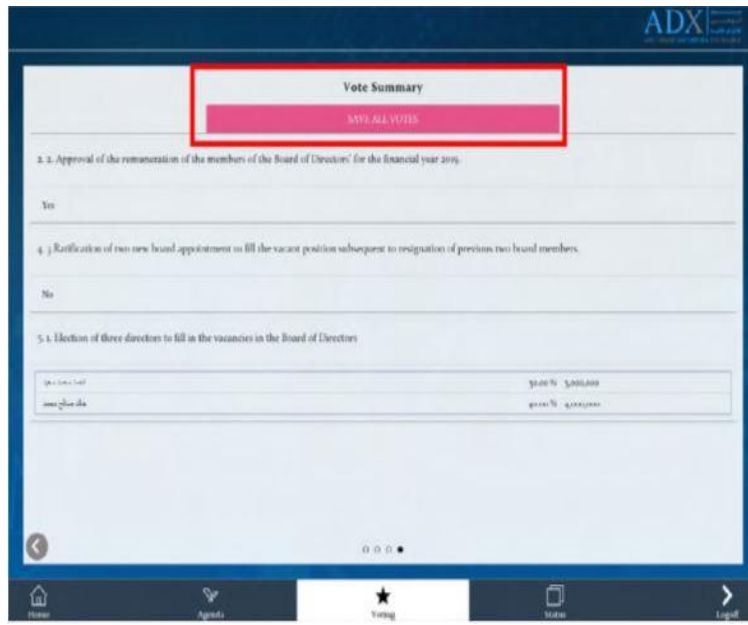




STEP 8: After finishing the voting process, make sure to save your votes.



STEP 9: In case you would like to change your casted votes, kindly go to voting summary page and click on “Recall All Votes”.



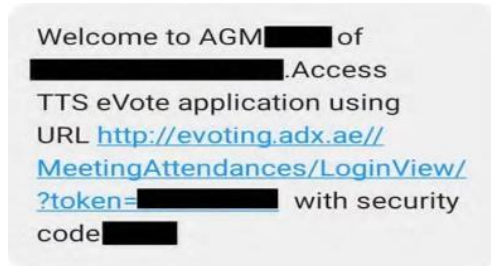
Investors can also attend and submit E-voting remotely on behalf of their minors – below 21 years. Through choosing My Family Services list.



شركة الوثبة الوطنية للتأمين - ش.م.ع.
AL WATHBA NATIONAL INSURANCE CO. P.J.S.C.

Second: Guidance to Remote E-Voting for non-individual investors or through proxies.

STEP 1: You will receive a SMS/E-mail with a URL to the company's AGM.



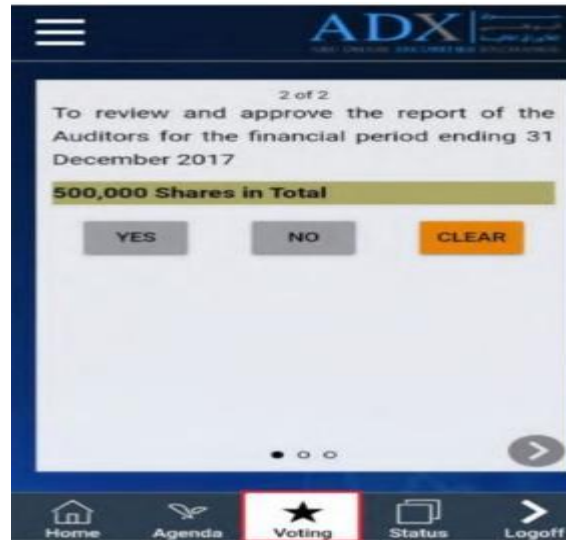
STEP 2: Kindly click on the URL and input the security code provided with the SMS/E-mail as well as the symbols for authentication.



STEP 3: After clicking the above, you will be redirected to the remote E-voting page. Accessing the page will mark you as “present” automatically, meaning that you are participating in the meeting and counted in the quorum, this status can be adjusted as you see fit.



STEP 4: After finishing the voting process, make sure to save your votes.



STEP 5: In case you would like to change your casted votes, kindly go to voting summary page and click on “Recall All Votes”.



شركة الوثبة الوطنية للتأمين ش.م.ع.
AL WATHBA NATIONAL INSURANCE CO. P.J.S.C.

Third: Guidance for participation in the AGM online and knowing the voting results.

STEP 1: On the date set for the AGM, the following link should be Accessed.
[Click here to join the meeting.](#)

The following link explains the different ways to access: -

<https://support.microsoft.com/en-us/office/join-a-teams-meeting-078e9868-f1aa-4414-8bb9-ee88e9236ee4>

For any inquiries on the above procedures or for technical support needed you may contact:

Mr. Ahmed Rashed – Compliance Officer
Mobile:0566489887
Email: a_rashed@awnic.com